

## CHANTS for Grammar は、文字通り、チャンツの手法を使って「英語学習の中で避けては通れない文法(文型)の理解と定着を図るために作られています。

チャンツ(chant)は、英文をビートにのせることによって効果的に暗誦し、語彙や構造、発音、文中のストレス(強弱)などを定着させる方法として大変有効です。私たち日本人が英文を読むとき、1語1語を丁寧に読むがために、言葉の長さがすべて同じになり、かたまりとして読むべきフレーズ(句)も1字1字の間があいて、いわゆる日本語英語になってしまいがちです。また、1つの単語をゆっくり読むと、各子音のあとに母音をつけて発音してしまいやすくなります。

このテキストでは、まずCDでチャンツをくり返し聴いて、机を軽く叩くなどしてビートを刻みながら十分に口語練習しましょう。音節が多い言葉や長い文章でもスムーズに覚えることができ、英語本来のリズム、イントネーション、音のリラクゼーションを自然に身に付けることができるでしょう。文中のandや指示形容詞のthatなど、弱母音の発音も正しいリズムで身につきます。チャンツを覚え、文法を理解して練習問題を解いていながら、自分の苦手な文法を把握し、克服できるようにがんばりましょう。

### このテキストをお使いになる先生方へ

このテキストは文法・文型に焦点をあてて編集されていますが、文法用語自体を覚える必要はありません。今まで児童が英語を学習する中でオーセンティックな英語をシャワーのように浴びてきた場合でも、ある年齢(小学校高学年)に達すると、既習の文型をきちんと整理してあげる必要があります。耳で覚えていた英文や英語の歌の文法を帰納的に学習することによって、英語への理解が深まり、定着を促進することができるのです。丁度、箱の中に入らばららに入っていた積み木をきちんと並べて整理すると、もっとたくさん積み木を入れることができるように、子供たちも、より複雑な文に進んでいくことができるのです。

また、中学校での英語授業や、文法を苦手とする中学生クラスへの導入にも効果的に使用していただくことができます。本著はラーニングワールドシリーズのBook1から Learning World for Tomorrow までのテキストで扱った文型(中学3年間で学習する文法事項とほぼ同じです)をカバーしていますので、これだけの文法をマスターすれば、日常会話にはほとんど困りません。

一方で、「文法」も大事だからとはいえ、あまりに不自然な英語を提示することは避けたいと考えました。その結果、ことばの自然さを大切にすために未習事項が出てくる箇所がありますが(その都度\*で表示しています)、あまり未習・既習にこだわらずに教えていただくと幸いです。

### ●各ユニットはダイアログ、チャンツ、解説マンガ、パターンプラクティス、自己表現活動の5つのセクションで構成されています。

**ダイアログ** 各ターゲットの文型を使い、子供たちの目線に合った会話にしています。

- まず、テキストを閉じたままCDを聞かせ、どんな場面で話しているかを話し合います。
- 次にCDデッキのポーズボタンを使いながら英文をリピートさせてください。
- 十分くり返した後、クラスを半分に分けてダイアログの練習をします。
- その後、テキストを開き、生徒同士で練習します。

**チャンツ Chant** 著者オリジナルの「文法チャンツ」を各左ページに配置してあります。

- アクティビティから導入し、その後テキストを閉じたままCDを聞かせます。(CD番号は目次をご覧ください)
  - テキストを開いて文字を見ながら、CDに合わせてチャンツを読みます。
  - 必要があれば、内容を日本語にして説明してください。
  - 先生と生徒、または生徒同士でチャンツの掛け合いをします。
- 十分に練習した後、リズムバージョン(チャンツの後にリズムだけを収録してあります)で練習しましょう。

**解説マンガ Grammar** 文法をそれぞれの語彙にキャラクターを持たせたマンガでわかりやすく示しました。

**パターンプラクティス** ターゲットの文型とその応用(疑問形・否定形など)の練習問題です。ひねった問題を選び、やさしく自然な英語に親しめるようにできています。

**自己表現活動 Write about yourself.** ターゲットの文型を使って自分のことを表現します。

- 既習・未習にとらわれず、和英・英和の辞書を使って自分の言いたいこと、表現したいことが少しずつ書けるように指導してください。その後、書いたものを口語で1人ずつ発表できるように指導してください。

# CHANTS for Grammar

Mikiko Nakamoto

## CONTENTS


Warm Up!	FIGHT! FIGHT! FIGHT!	CD 2	2
Chant 1	ABCDEFG...	CD 3/4/5	4
Chant 2	My name is Larry.	CD 6/7/8	6
Chant 3	What is this?	CD 9/10/11	8
Chant 4	I have a pet.	CD 12/13/14	10
Song 5	This is my friend.	CD 15/16/17	12
Chant 6	Look! More than one.	CD 18/19/20	14
Chant 7	What're these?	CD 21/22/23	16
Chant 8	The little one? The big one?	CD 24/25/26	18
Chant 9	What do you have in your bag?	CD 27/28/29	20
Chant 10	I am walking.	CD 30/31/32	22
Chant 11	You can do it.	CD 33/34/35	24
Songs 12	Vocabulary songs	CD 36/37/38	26
Chant 13	Don't do that.	CD 39/40/41	28
Chant 14	He has, She has...	CD 42/43/44	30
Chant 15	Does he like me?	CD 45/46/47	32
Chant 16	Where? When? How?	CD 48/49/50	34
Chant 17	Who has a birthday in May?	CD 51/52/53	36
Chant 18	What a pretty girl!	CD 54/55/56	38
Chant 19	Mom was cooking all day long.	CD 57/58/59	40
Chant 20	I went to the market.	CD 60/61/62	42
Chant 21	Did you make your bed?	CD 63/64/65	44
Chant 22	I will go outside.	CD 66/67/68	46
Chant 23	This is my bike. It's mine.	CD 69/70/71	48
Chant 24	This one is bigger than the other one.	CD 72/73/74	50
Chant 25	My dog is as big as yours.	CD 75/76	52
Chant 26	We go to the bakery to buy some bread.	CD 77/78/79	54
Chant 27	I want something to eat.	CD 80/81/82	56
Chant 28	I don't know what to do.	CD 83/84/85	58
Chant 29	I want you to study hard.	CD 86/87/88	60
Chant 30	The wine is made from grapes.	CD 89/90	62
Chant 31	This is the boy whom I love.	CD 91/92	64
Chant 32	Have you ever seen a snake?	CD 93/94/95	66
Chant 33	That makes him happy.	CD 96/97	68
Chant 34	Let's go out if it is clear.	CD 98/99	70

APRICOT



# Warm Up!

Give me an F.



Give me an I.



Give me a G.



Give me an H.



Give me a T.



What have you got?

F I G H T

FIGHT

FIGHT!

FIGHT!

FIGHT!

FIGHT!

FIGHT!

T

H

G

I

F



アルファベットには全部で26文字あり、それぞれに ● **Upper-case letter** (大文字) と

● **Lower-case letter** (小文字) があります。

1 Fill in the blanks.

A B D G H

K N Q

S T Z

2 Fill in the blanks.




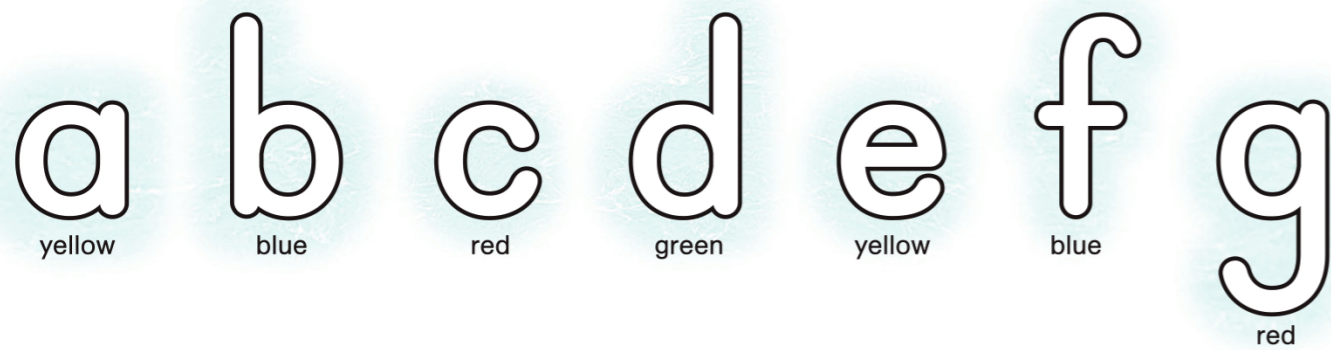
a c e f h

j m o r

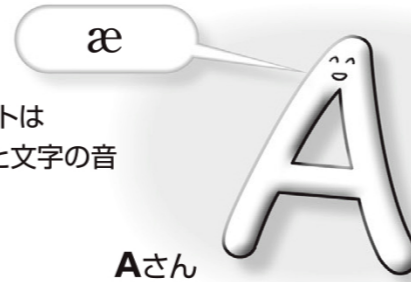
u v y



Chant  
GD 3/4  
A B C D E F G H I J K L M N  
O P Q R S T U V W X Y Z



アルファベットは  
文字の名前と文字の音  
が違います。



1 次の○にアルファベットを1字書いて単語を完成しましょう。(小文字) GD 5

- |    |         |  |    |         |  |
|----|---------|--|----|---------|--|
| 1  | ook     |  | 14 | izza    |  |
| 2  | and     |  | 15 | atch    |  |
| 3  | pple    |  | 16 | nion    |  |
| 4  | at      |  | 17 | am      |  |
| 5  | oor     |  | 18 | ebra    |  |
| 6  | gg      |  | 19 | acht    |  |
| 7  | mbrella |  | 20 | un      |  |
| 8  | lass    |  | 21 | otebook |  |
| 9  | onkey   |  | 22 | ing     |  |
| 10 | nk      |  | 23 | iolin   |  |
| 11 | iger    |  | 24 | inger   |  |
| 12 | ing     |  | 25 | fo      |  |
| 13 | emon    |  | 26 | ueen    |  |



- Hi. My name is Larry. What's your name?
- My name is Lisa. Nice to meet you.
- Nice to meet you, too.



Chant

My name is Larry. What's your name?  
 My name is Lisa. What's your name?  
 My name is Judie. What's your name?  
 My name is Takeshi. What's your name?

(What is = What's)

I am Larry. You are Lisa.  
 I am Lisa. You are Judie.  
 I am Judie. You are Takeshi.  
 I am Takeshi. You are Larry.



Grammar


きみたちのならび方は変だよ!

肯定文

日本語くん




これでいいんだもん!




否定するときは、ほくがここに入るんだ。

否定文




質問する文のときは、こうならぶんだもん!

疑問文



1 同じ「～です」の意味も、主語によってちがってきます。次の英文を日本語にしましょう。

- 1 I am Larry. ( )
- 2 Are you Lisa? ( )
- 3 He is not Takeshi. ( )
- 4 Is she Judie? ( )
- 5 We are friends. ( )
- 6 Is it a cat? ( )
- 7 They are students. ( )



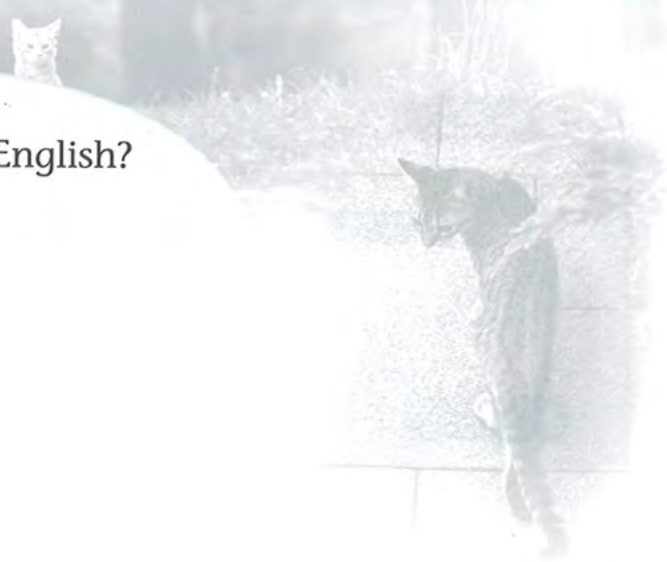
2 Write about yourself. 自分のことを言ってみましょう。

- 1 I am \_\_\_\_\_
- 2 I am not \_\_\_\_\_




CD 9

- How do you say "neko" in English?
- A cat.
- Once more please.
- A cat.
- A cat. I see. Thank you.



Chant CD 10/11

What's this? What's this? What's this in English?  
 A stapler.  
 Once more please.  
 A stapler.  
 Louder please.  
 A stapler. A stapler! A STAPLER!



英語で「何」はなに?



What?

1 絵を見て答えを書きましょう。

- 
- 
- 
- 
- 
- 

What is this? It is \_\_\_\_\_

\_\_\_\_\_

\_\_\_\_\_

\_\_\_\_\_

\_\_\_\_\_

\_\_\_\_\_

a box   a ruler   an eraser   a desk   a chair   a stapler

この **は** は、ここに何かが省略されているしるしです。

What is **は** => What's  
 It is **は** => It's

**a book**

もの名前の前には「1つですよ」のしるしに **a** を書きます。

**an eraser**

母音(「あいうえお」の音)のどれから始まる時は **a** ではなく **an** になります。

2 先生に次のように聞いてみましょう。

1 How do you say " \_\_\_\_\_ " in English?

\_\_\_\_\_

\_\_\_\_\_





2 \_\_\_\_\_

\_\_\_\_\_

\_\_\_\_\_



CD 24

-  Which dog is yours?
-  The big brown one is mine. \*
-  Is he noisy?
-  No. He is a quiet dog.



Chant  
CD 25/26

- Which dog is yours?
- The little one? The big one?
- The ugly one or the pretty one?
- The noisy one? The quiet one?
- The gentle one or the scary one?
- The dirty one? The clean one?
- The fat one or the skinny one?
- The long one? The short one?
- The heavy one or the light one?



① 左のページからあてはまる英語を見つけて書きましょう。

- |        |         |        |
|--------|---------|--------|
| ① みにくい | ② 小さい   | ③ みじかい |
| ④ 大きい  | ⑤ きたない  | ⑥ 重い   |
| ⑦ うるさい | ⑧ しずかな  | ⑨ かるい  |
| ⑩ やさしい | ⑪ こわい   | ⑫ やせた  |
| ⑬ 長い   | ⑭ せいけつな | ⑮ ふとい  |

② ( )内の語が入る位置を記号で書きましょう。

- ① I <sup>ア</sup> have <sup>イ</sup> a <sup>ウ</sup> ball <sup>エ</sup> . ( pretty )
- ② I <sup>ア</sup> read <sup>イ</sup> an <sup>ウ</sup> book <sup>エ</sup> . ( interesting )
- ③ That <sup>ア</sup> is <sup>イ</sup> my <sup>ウ</sup> watch <sup>エ</sup> . ( new )

③ Write about yourself.  
「これは～です」で、自分が紹介したいものを英語で書いてみましょう。




- ① This is my
- It is
- ② This is
- It is

④ あなた自身のことを考えて書いてみましょう。

- ① I am
- ② I am
- ③ I am not



CD 27

-  What do you have in your hand?
-  Guess what? A little creature.
-  A frog !!




Chant  
CD 28/29

- What do you have in your bag? ××
- What do you have in your bag? ×
- What do you have in your bag? ××
- Show me what you have. \*

Textbooks, notebooks, pencils, and an eraser.  
A ruler, a dictionary, an atlas and a lunch box.  
No games, no comics, no snacks, SEE?



わからない時は質問の形でほくの後にきてきてくださーい!



1 次の( )に( )内の意味を表す英語を書き入れましょう。

- 1 I don't ( ) math. (好き)
- 2 Do you ( ) my teacher? (知っている)
- 3 Where do you ( )? (住んでいる)
- 4 I ( ) soccer after school. (する)
- 5 I ( ) to school. (歩く)

2 What を使って次の文を疑問文にしましょう。

- 1 You have a camera in your bag.  
\_\_\_\_\_
- 2 You need a dictionary.  
\_\_\_\_\_
- 3 You want a Japanese stamp.  
\_\_\_\_\_
- 4 You play baseball after school.  
\_\_\_\_\_

3 *Write about yourself.*  
What do you have in your bag?

I have \_\_\_\_\_  
\_\_\_\_\_ in my bag.



CD 30

- What are you doing?
- I am doing my homework.



Chant CD 31/32

- I am walking.
- You are walking.
- He is walking.
- She is walking.



- They are walking. ××
- We are walking on the earth. ××××

Look! It is walking, too!

- I am singing.
- You are singing.
- He is singing.
- She is singing.



- They are singing. ××
- We are singing on the earth. ××××

Look! It is singing, too!



**Grammar**

「今~している」ところを表すのは  
**is**  
**am**  
**are** + 動詞 + **ing** のかたちです。


ほくたちも大切  
なんだからね。

動詞に **ing** がくつくと  
「~している」という意味です。

1 〻に適する語を書いて「~している」の意味にしましょう。

- I cook breakfast.
- I \_\_\_\_\_ breakfast.
- Larry and I go to the city hall.
- Larry and I \_\_\_\_\_ to the city hall.
- I don't play the piano.
- I \_\_\_\_\_ the piano.
- The boys sleep under a tall tree.
- The boys \_\_\_\_\_ under a tall tree.

2 〻の中の語を使って、次の質問に答えましょう。






- read
- sing
- sleep
- cry
- run

- 1 What is the bear doing? \_\_\_\_\_
- 2 What is the duck doing? \_\_\_\_\_
- 3 What are the mice doing? \_\_\_\_\_
- 4 What is the boy doing? \_\_\_\_\_
- 5 What are you doing now? \_\_\_\_\_



CD 33


-  Can you snowboard?
-  No, I can't. Can you?
-  Of course I can. I can ski, too.



Chant CD 34/35

I can't swim.  
Yes, you can.  
I can't swim.  
Yes, you can.  
I can't swim.  
Yes, you can.  
Try it. Try it. You can do it.

I made it, I made it, I made it. All right!  
You made it, you made it, you made it. All right.



1 次の文に can あるいは can't を入れて、文を完成しましょう。

- 1 I \_\_\_\_\_ play the piano.
- 2 A hippo \_\_\_\_\_ fly in the sky.
- 3 A frog \_\_\_\_\_ swim in the lake.
- 4 A dog \_\_\_\_\_ climb the trees.

2 次の語をならべかえて正しい文を作りましょう。

- 1 this / use / Can / computer / you \_\_\_\_\_ ?
- 2 mother / well / My / swim / cannot \_\_\_\_\_ .
- 3 can / cook / What / you \_\_\_\_\_ ?
- 4 English / Can / father / your / speak \_\_\_\_\_ ?

3 Write about yourself. あなたができることを3つ書きましょう。

- 1 \_\_\_\_\_
- 2 \_\_\_\_\_
- 3 \_\_\_\_\_



Song 1 CD 36

Days of the Week

Sunday Monday Tuesday Wednesday  
Thursday Friday Saturday



Song 2 CD 37

The Weather Song

Sunny days, rainy days, windy days and snowy days.  
A hot day, and a cold day, beautiful days for you and me.



Song 3 CD 38

The Twelve Months of the Year

January February March April May June July  
August September October November and December



1

12か月の説明が正しくなるように考えて、英文を完成しましょう。

- ① \_\_\_\_\_ is the first month.    ② \_\_\_\_\_ is the sixth month.
- ③ \_\_\_\_\_ is the seventh month.    ④ \_\_\_\_\_ is the second month.
- ⑤ \_\_\_\_\_ is the ninth month.    ⑥ \_\_\_\_\_ is the fourth month.
- ⑦ \_\_\_\_\_ is the eighth month.    ⑧ \_\_\_\_\_ is the last month.

January February March April May June July August September October November December

2

曜日を日曜日から順に並べて書きましょう。

\_\_\_\_\_ → \_\_\_\_\_ → \_\_\_\_\_

\_\_\_\_\_ → \_\_\_\_\_ → \_\_\_\_\_

\_\_\_\_\_ → \_\_\_\_\_ → \_\_\_\_\_

\_\_\_\_\_ → \_\_\_\_\_ → \_\_\_\_\_

Friday Sunday Thursday Monday Wednesday Tuesday Saturday

3

天候を表す英語を右下から選んで書きましょう。

① 

\_\_\_\_\_

② 

\_\_\_\_\_

③ 

\_\_\_\_\_

④ 

\_\_\_\_\_

⑤ 

\_\_\_\_\_

⑥ 

\_\_\_\_\_

⑦ 

\_\_\_\_\_

cloudy

cold      rainy

hot

windy    sunny





snowy

4

今日のことについて次の質問に答えましょう。

- ① What is the date today? It is \_\_\_\_\_
- ② What day is it today? It is \_\_\_\_\_
- ③ How is the weather today? It is \_\_\_\_\_



-  Tell me everything. Be honest.
-  OK. But don't tell anybody. It's a secret. Well, I had a date yesterday. \*
-  What? You had a date?
-  Don't speak so loudly. Be quiet.



Chant CD 40/41

Do this. Do that. Don't do that.  
Do this. Do that. Don't do that.

Mom is always yelling at me.  
Do your homework. Don't go out.  
Make your bed. Don't jump around.  
Eat more slowly. Don't make noise.  
Go to bed. Don't stay up late.  
Behave yourself. Be a good boy.



Do this. Do that. Don't do that.  
Do this. Do that. Don't do that.

Can't you hear her yelling at me?



Grammar



● 否定文の場合は文頭に **Don't** を付けます。 ● 「~しましょう」は文頭に **Let's** を付けます。

1 次の文を命令文にしましょう。

- 1 You study English hard. \_\_\_\_\_
- 2 You go to school. \_\_\_\_\_
- 3 You don't run. \_\_\_\_\_
- 4 You speak slowly. \_\_\_\_\_
- 5 You don't open the door. \_\_\_\_\_

2 「~しましょう」という文を作りましょう。

- 1 Sing songs. \_\_\_\_\_
- 2 Watch TV. \_\_\_\_\_
- 3 Eat lunch. \_\_\_\_\_
- 4 Play catch. \_\_\_\_\_

3 Write about yourself. 命令文を使って、先生に3つ命令してみましょう。(ていねいに言いたい人は please を付けましょう。)

- 1 \_\_\_\_\_
- 2 \_\_\_\_\_
- 3 \_\_\_\_\_



CD 42

- Do you have chocolate?
- No, I don't.
- Here it is. A valentine present from me!

Chant  
CD 43/44

You have,  
He has,  
She has,  
It has,  
They all have it,  
But I don't!



You have,  
He has,  
She has,  
It has,  
They all have it,  
But I don't!



Grammar

**話題になる人**

男ならば **he** has  
女ならば **she** has  
物ならば **it** has

話題になる人が2人以上ならば **they** have

---

**話す人**

話す人が2人以上ならば **I** ↓ **we** have

**聞く人**

聞く人が2人以上ならば **you** ↓ **you** have

**I** have      **you** have

I, You, We, They のときは **have** だけど、He, She, It のときは **has** に変身します!

1 次の空欄をうめましょう。

	話す人	聞く人	話題になる人
1人のとき	I		(男の場合) (女の場合) (物の場合)
2人以上のとき			they

2 have または has を 〳〵 に入れて、文を完成しましょう。

- 1 I \_\_\_\_\_ a book.
- 2 My brother \_\_\_\_\_ many CDs.
- 3 You and I \_\_\_\_\_ two lessons today.
- 4 Our city \_\_\_\_\_ some beautiful parks.

3 ( ) 内に意味を、〳〵 には三人称の s が付いた形を書きましょう。

- 1 know ( ~を知る ) knows
- 2 like ( ) \_\_\_\_\_
- 3 play ( ) \_\_\_\_\_
- 4 want ( ) \_\_\_\_\_
- 5 go ( ) \_\_\_\_\_
- 6 live ( ) \_\_\_\_\_
- 7 study ( ) \_\_\_\_\_
- 8 do ( ) \_\_\_\_\_



CD 45

Do you have any aunts or uncles?  
 Yes, I do. I have two aunts and one uncle.  
 Mom has two sisters and one brother,  
 but dad doesn't have any.

Chant CD 46/47

<b>Do you like me?</b>	<b>No, we don't.</b>
Yes, you do.	No, we don't.
Yes, you do.	No, we don't.
Yes, you do.	All right we like you.
<b>Does he like me?</b>	<b>No, he doesn't.</b>
Yes, he does.	No, he doesn't.
Yes, he does.	No, he doesn't.
Yes, he does.	All right he likes you.
<b>Does she like me?</b>	<b>No, she doesn't.</b>
Yes, she does.	No, she doesn't.
Yes, she does.	No, she doesn't.
Yes, she does.	All right she likes you.



**Grammar**

質問する時と「～でない」という時は、  
 ほかがお手伝いします。  
 sは追い出しますのご存心を!

Does he like **s** mice?  
 あなたはいりません!

He **doesn't** like **s** snakes.  
 あなたも、必要ありません。

does

1 次の文を「～しない」という否定文にしましょう。

- ① He likes English. \_\_\_\_\_
- ② My mother goes to school. \_\_\_\_\_
- ③ My sister and I play baseball after school. \_\_\_\_\_

2 次の文を疑問文にしましょう。

- ① Your grandmother lives in New York. \_\_\_\_\_
- ② Tom studies English at school. \_\_\_\_\_
- ③ Your father and mother play tennis. \_\_\_\_\_

3 Write about yourself. 次の語を使って人物を1人紹介しましょう。

years old / live / have / like / want

This is \_\_\_\_\_

\_\_\_\_\_

\_\_\_\_\_

\_\_\_\_\_

\_\_\_\_\_

\_\_\_\_\_

\_\_\_\_\_

\_\_\_\_\_

\_\_\_\_\_

\_\_\_\_\_




CD 60

- Where did you go yesterday?
- I went to a market with my mom.
- Did you do your homework?
- No. I didn't have any homework.

Chant CD 61/62

Where did you go?	I went to the market.
What did you see?	I saw some fruit.
What did you buy?	I bought an apple.
How much did you pay?	I paid a dollar.
What did you do, then?	I ate the apple.




Grammar

過去のことを言うときは、動詞のうしろに ed がくっついてきます。




もともと動詞の最後に eがあるからdだけていいよ。



ほかの場合は最後の字(p)がもう1ついるんだ。



私はちょっと変身してからです。



ほかたちは全く変身してしまうのです。



みんな、ややこしいのね。私は変身しません。



1 次の動詞の過去形を書いておぼえましょう。





- |               |               |               |
|---------------|---------------|---------------|
| 1 like _____  | 2 want _____  | 3 need _____  |
| 4 stay _____  | 5 cut _____   | 6 clean _____ |
| 7 have _____  | 8 take _____  | 9 study _____ |
| 10 live _____ | 11 see _____  | 12 come _____ |
| 13 go _____   | 14 make _____ | 15 eat _____  |

2 次の( )の中から適当な語を選びましょう。

- 1 We ( play / played ) baseball yesterday.
- 2 My sister ( study / studies / studied ) English last night.
- 3 Ted ( live / lives / lived ) in Sapporo now.
- 4 Yuka is a good girl. She ( helps / helped ) her mother every day.
- 5 My father ( buys / bought / buy ) a present last Sunday.
- 6 We ( live / lived / lives ) in Canada two years ago.
- 7 I didn't ( has / have / had ) breakfast this morning.



CD 63

-  Mom, may I go out to play?
-  Did you do your homework?
-  Yes, I did. I did my homework. Look!
-  OK. You may go.



Chant CD 64/65

Did you make your bed?  
Yes, I did. Yes, I did. I made my bed. Look!

Did you eat your lunch?  
Yes, I did. Yes, I did. I ate my lunch. Look!

Did you clean your room?  
Yes, I did. Yes, I did. I cleaned my room. Look!

Did you take a bath?  
Yes, I did. Yes, I did. I took a bath. Look!



過去の「疑問文」や「否定文(～しません)」になれば、ほくがお手伝いします。

ひかえおろー!  
これが目に入らぬか!  
did でござるぞ。  
元の形にもどれ!!



He **went** to school yesterday.

Did he **go** to school yesterday?

He **did not go** to school yesterday.  
(didn't)

1 次の否定文を肯定文にしましょう。

1 He didn't eat a hamburger yesterday.

2 She didn't come to my house last Saturday.

3 My father didn't buy a new computer for me.

2 次の文を疑問文にして、( )内の語を使ってその質問に答えましょう。

1 Lisa made some cookies. ( Yes )

2 She said good-bye to her friends. ( No )




3 Write about yourself.  
昨日したことを6つ書きましょう。

What did you do yesterday?

Lined writing area for the 'Write about yourself' exercise.



CD 66

-  Let's go swimming.\*
-  I will make sandwiches and we will have a picnic on the beach.
-  OK.

Chant CD 67/68

It's a sunny day today. What will you do?  
 I will go swimming.  
 And I will eat lunch on the beach. ×××

It's a rainy day today. What will you do?  
 I will stay home.  
 And I will read a book on the bed. ×××

It's a snowy day today. What will you do?  
 I will go outside.  
 And I will take a walk in the park. ×××



Grammar

未来のほくが来たからにはちゃんと元の形にもどいなさい。

ほくたちも一緒になって未来をあらわすんだよ。

人におねがいしたり、さぞつたりするときもほくがいるのさ。

goに、もどらなければいけないのが…。

1 次の下線の語句を( )内の語句に変えて、未来をあらわす文にしましょう。

- 1 My uncle goes to Hawaii every year. (this summer)  
\_\_\_\_\_
- 2 Where do you live now? (in future)  
\_\_\_\_\_
- 3 What do you do every Saturday? (next Saturday)  
\_\_\_\_\_
- 4 I am twelve years old now. (next year)  
\_\_\_\_\_

2 次の文を日本語にしましょう。

- 1 I am going to stay at home this afternoon.  
( )
- 2 It's raining. We are not going to have a party in the garden.  
( )

3 次の日本語に合う英文を完成させましょう。

- 1 窓をあけてくれませんか? ( ) you open the window?
- 2 クッキーをいかがですか? ( ) you have some cookies?




4 Write about yourself. 明日することを1つ書きましょう。

\_\_\_\_\_

\_\_\_\_\_




CD 69

-  Is this my bike?
-  No, it isn't yours. It's Judie's. Your bike is over there.
-  Thanks.



Chant  
CD 70/71

- This is my bike. It's mine. ××
- This is your bike. It's yours. ××
- This is his bike. It's his. ××
- This is her bike. It's hers. ××
- This is their bike. It's theirs. ××
- This is our bike. It's ours. ×!



Grammar

	私	あなた	彼	彼女	彼ら	私たち
~の	my	your	his	her	their	our
~のもの	mine	yours	his	hers	theirs	ours



1 空欄に下の 〇 の中から適当な語を入れて、次の表を完成しましょう。

	私	あなた	彼	彼女	私たち	あなたたち	彼ら
は							
の							
をに							
のもの							

my me mine I you you your yours his his him he her her she hers  
us ours we our them they theirs their yours your you you

2 次の( )の中から正しい語を選びましょう。

- 1 ( I / My / Me ) am a student.
- 2 Do you know ( his / him )?
- 3 This bike is ( you / your / yours ).
- 4 This is ( you / your / yours ) bike.
- 5 Does your father know ( me / I / my )?
- 6 ( She / Her / Hers ) goes to junior high school.

3 Write about yourself.  
例文を参考にして、友達の1人を紹介してみましょう。

例 This is my friend. His name is Larry. I like him very much.  
He is kind and cheerful.

---



---









---



---



CD 72

-  Hello. May I help you?
-  Yes. I want a bag.
-  How about this one?
-  Do you have a bigger one?
-  How about this one?
-  OK. I'll take it.

**Chant**  
CD 73/74

This one is big, bigger than the other one.  
 This one is cheap, cheaper than the other one.  
 This one is nice, nicer than the other one.  
 Big, bigger  
 Cheap, cheaper  
 Nice, nicer  
 I'll take the better one.



Grammar

tall taller tallest

「もっと～です」というときは、  
語尾に **er** をつけます。

I am tall.



I am taller.



I am the tallest!



「一番～です」というときは、  
語尾に **est** をつけます。

① 次の語の比較級と最上級を書きましょう。日本語を( )の中に入書きましよう。

	比較級	最上級
① tall ( )	_____	_____
② cheap ( )	_____	_____
③ nice ( )	_____	_____
④ big ( )	_____	_____
⑤ pretty ( )	_____	_____
⑥ happy ( )	_____	_____
⑦ hot ( )	_____	_____

※ 語尾の y を i に変えて er, est を付けたり、最後の文字を2つ重ねて er, est を付けることばもあるので注意しよう。

② ( ) 内の単語に er または est を付けて、次の文の ( ) に書き入れましよう。

- ① I am ( ) than my brother. (young)
- ② This bag is ( ) than that one. (cheap)
- ③ The moon is ( ) than the earth. (small)
- ④ Mt. Fuji is the ( ) mountain in Japan. (high)
- ⑤ February is the ( ) of all the months in Japan. (cold)

③ Write about yourself.  
次の空欄に好きな語句を入れて文をつくりましよう。

- ① I am \_\_\_\_\_ than \_\_\_\_\_.
- ② \_\_\_\_\_ is \_\_\_\_\_ than \_\_\_\_\_.
- ③ \_\_\_\_\_ is the \_\_\_\_\_ est in my class.
- ④ \_\_\_\_\_ is the \_\_\_\_\_ est teacher in my school.



GD 75

- How much does your dog weigh?
- It weighs twenty-six kg.
- Oh, he is just as heavy as my dog.



Chant GD 76

- My dog is as big as yours. ××
- My dog is as big as you. ××
- But I'm not as big as you. ×
- You're bigger than I! ×



A is **as** big **as** B.  
 AはBと同じくらい大きい。

1 日本文に合うように適当な語句を入れて英文を完成しましょう。

- この家はあの家と同じくらい古い。  
This house is \_\_\_\_\_ old \_\_\_\_\_ that house.
- この問題は私が思ったほどむずかしくない。  
This problem is not \_\_\_\_\_ difficult \_\_\_\_\_ I thought.

2 次の英文を日本語にしましょう。

- Please speak more slowly. ( )
- Please speak more loudly. ( )

3 Write about yourself. 次の英文の中に適当な語句を入れて文を完成しましょう。

- \_\_\_\_\_ is the busiest in my family.
- \_\_\_\_\_ is the tallest in my class.
- I am much stronger than \_\_\_\_\_.
- I am the \_\_\_\_\_ child in the world!?
- I am not as \_\_\_\_\_ as my friend, \_\_\_\_\_ (name).
- \_\_\_\_\_ is the noisiest student in my class.
- \_\_\_\_\_ is the most quiet student in my class.

4 Write about yourself. あなたが思うことを書きましょう。

- Who is the most popular baseball player in Japan?  
\_\_\_\_\_
- Which is more difficult, math or English?  
\_\_\_\_\_



CD 77


- Lisa, why do we come to school every day?
- Of course to study. Why do you come to school?
- Well... I come to school to meet friends.

Chant CD 78/79

- We go to the bakery to buy some bread.
- We go to the library to read some books.
- We go to the park to ride a bike.
- We go to school to do WHAT?



to + 動詞 で「～するために」という目的をあらわします。



1 次の文の意味が通るように英文を完成しましょう。

- 1 I went to the bookstore \_\_\_\_\_
- 2 I have to study hard \_\_\_\_\_
- 3 I bought some vegetables \_\_\_\_\_
- 4 I went to the post office \_\_\_\_\_

to make a salad / to mail the letters / to pass the exam / to buy some comic books

2 次の文の意味を書きましょう。

- 1 I'm glad to get a present from him. ( )
- 2 I'm sorry to hear the news. ( )
- 3 I was surprised to see the movie star. ( )

「～して、～」という意味もあります。

I am happy to meet you. きみに会えてうれしい。





3 Write about yourself. 次の文の意味が通るように英文を完成しましょう。

- 1 I go to school to \_\_\_\_\_
- 2 I want to go to \_\_\_\_\_ to \_\_\_\_\_
- 3 I want to go to \_\_\_\_\_ to \_\_\_\_\_



CD 80

 I'm very cold. May I have something hot to drink?  
 How about a cup of hot chocolate?  
 I can make one for you.



Chant

CD 81/82

I want something, something to eat.  
 A hot dog, French fries, pizza and pie.  
 I want something, something to drink.  
 Hot tea, iced tea, coffee and milk.  
 I want something, something to wear.  
 A heavy coat, a warm sweater, mittens and socks.



Grammar

なにがほしいなー!  
I want something.



飲みもの? 食べもの?  
はっきり言って!



+



I want something **to** + { drink. eat. wear. }

① ( )内の語句をならべかえて日本語に合う英文をつくりましょう。

- ① なにか読むものを持っていますか? Do you have ( read / anything / to ) ?
- ② なにかあたたかい飲みものを買きましょう。 Let's buy ( hot / something / drink / to )
- ③ あなたとお話する時間はまったくありません。 I have ( time / to / talk / with / no / you ).







② 〆に適切な語を考えて、2語ずつ書きましょう。

- ① Something cold to drink
- ② Something hot to drink
- ③ Something to eat
- ④ Something to read

③ Write about yourself. あなた自身のことについて考えて文を完成しましょう。

- ① I have no time to \_\_\_\_\_
- ② I need more time to \_\_\_\_\_




-  I don't know what to buy for my grandmother.
-  Buy a necklace.
-  I don't know where to buy a necklace.
-  Go to the department store.
-  Do you know how to get to the department store?
-  Oh....



Chant GD 84/85

Tell me, tell me everything.  
 I don't know what to do.  
 I don't know where to go.  
 I don't know when to go.  
 I don't know how to go.  
 I don't know anything.



No one knows what to do.  
 No one knows where to go.  
 No one knows when to go.  
 No one knows how to go.  
 No one knows anything.

Grammar

~ how to do. どのようにするか

~ where to do. どこですか

~ what to do. 何をするか

~ when to do. いつするか



1 次の( )内の語句を並べかえて日本文に合う英文をつくりましょう。

- 1 駅までの道を教えてください。  
( Please / to / the station / show / how to get / me )  
\_\_\_\_\_
- 2 私はどちらを取っていいのかわかりません。  
( which / take / don't / know / I / to )  
\_\_\_\_\_
- 3 どこに行けばいいか知っていますか?  
( Do / where / you / to / know / go? )  
\_\_\_\_\_
- 4 私は何を言えばいいのかわかりません。  
( know / to / don't / what / I / say )  
\_\_\_\_\_
- 5 私は次に何をするのかわかりませんでした。  
( I / did / know / next / not / what / do / to )  
\_\_\_\_\_

2 Write about yourself. あなた自身のことについて、次の質問に答えましょう。

- 1 Do you know how to wear kimono?  
\_\_\_\_\_
- 2 I want to buy a ticket for USJ. Do you know where to get it? #USJ=Universal Studios Japan  
\_\_\_\_\_
- 3 Do you know where to go after this lesson?  
\_\_\_\_\_



CD 86

- What do you like to do when you are free? \*
- I like to watch a soccer game on TV.
- Do you want to play soccer?
- No, I don't. I just enjoy watching a game on TV.

Chant CD 87/88


Listen to me. Listen to me.  
 I want you to study hard.  
 I'm listening. I'm listening.  
 I want you to leave me alone.

Listen to me. Listen to me.  
 I want you to clean your room.  
 I'm listening. I'm listening.  
 I want you to leave me alone.

Leave me alone. Leave me alone.  
 Listen to me. Listen to me....



Grammar



I like **to swim** . 私はお泳ぎが好きです。  
 I like **swimming** . 私はお泳ぎが好きです。

I want **to study** English. 私は英語の勉強がしたい。  
 I want **to study** English. 私は **あなたに** 英語の勉強をしてほしい。  
 you

- 1 次の( )の中から適当な語句を選びましょう。(2つ選ぶものもあります)
- My sister wants ( to play / playing / play ) the piano.
  - She likes ( to swim / swimming / swims ).
  - Do you want ( to go / going / go ) to school with me?
  - It stopped ( rain / raining / to rain ).
  - I enjoy ( to watch / watching / watch ) the movie.

2 Write about yourself. want to を使って、あなたが「したい」ことを3つ書きましょう。

1 \_\_\_\_\_  
 2 \_\_\_\_\_  
 3 \_\_\_\_\_



3 enjoy + 動名詞を使って、あなたが楽しめることを2つ書きましょう。


1 \_\_\_\_\_  
 2 \_\_\_\_\_





CD 89

- Look! This wine is made by my father.
- Really? Let me try.
- No, no. You cannot drink.



The wine is made, made from grapes.  
 The hill is covered, covered with vines.  
 The vine is full, full of grapes.  
 The grapes are cut, cut by a farmer.  
 The barrel is filled, filled with grapes.  
 The barrel is made, made of wood.  
 Everyone is pleased, pleased with the wine.  
 The wine is known, known to everyone.

Chant CD 90

1 次の動詞の過去形、過去分詞形を調べて書きましょう。

	過去形	過去分詞形
1 make (つくる)		
2 cover (~で覆う)		
3 know (知る)		
4 use (使う)		
5 see (見る)		
6 speak (話す)		
7 write (書く)		
8 cut (切る)		

2 次の英文を日本語にしましょう。

- 1 This watch is made in Japan. ( )
- 2 Many good books are sold at this store. ( )
- 3 This book is known to everyone. ( )

3 次の文を、考えたり調べたりして完成しましょう。

- 1 Tofu is made from \_\_\_\_\_
- 2 Cheese is made from \_\_\_\_\_



This is the boy whom I love.

関係代名詞

CD 91

- Do you know the man who sings this song?
- Yes. He is the one who wrote this song.
- What is his name?
- Oh, I forgot.

Chant


CD 92

This is the boy whom I love.  
 This is the boy who loves me.  
 This is the house which I built.  
 This is the house where I live.  
 Well... life is not easy.




Grammar

きっちり説明したいときは、  
ほくのあとに説明してください。



- I saw on the mountain.
- I bought for you.
- is in the vase.



1 例にならって英文を整理して、全文の意味を書きましょう。

例 I have **a friend** who is from Italy.  
 (イタリア出身の友達)  
 (意味 私にはイタリア出身の友達があります。)

「人」のことを説明するときは、  
ほくを使ってください。



1 **The girl** who is playing the piano is my sister.  
 (意味 )

2 Do you know **the man** who is standing over there?  
 (意味 )

3 I have **a dog** which has short legs.  
 (意味 )

4 This is **the house** which my father built.  
 (意味 )

5 **The book** which I bought yesterday is very interesting.  
 (意味 )

2 Write about yourself.  
あなたが思うこととして、次の英文を完成しましょう。

- I have a friend who likes \_\_\_\_\_
- I know a man who can \_\_\_\_\_
- I have a teacher who \_\_\_\_\_



# どれだけできたか確認しよう。

## Achievement Target

先生は到達目標の数字をクラスのレベルに合わせて\_\_\_\_に書き入れてください。 Decide on the number of achievements according to the level of your students.

1 テキストのNo.1-12のチャンツのうち、\_\_\_\_個のチャンツを大きな声で暗誦できます。 No. 

1	2	3	4	5	6
7	8	9	10	11	12

  
Able to recite \_\_\_\_ chants out of chants No. 1-12 in the textbook.

2 先生が見せる12個の単語のうち、\_\_\_\_個の単語の複数形が言えます。  
Able to say \_\_\_\_ words in their plural form out of the twelve my teacher shows.

3 This is a ..., That is a ..., These are ... ..s, Those are ... ..s を使って教室にあるものを英語で説明できます。  
Able to describe objects in the classroom using "This is a ..." "These are ... ..s" and "Those are ... ..s."

4 I have ... in my bag. を使って自分のカバンに入っているものを\_\_\_\_個、英語で言えます。  
Able to say \_\_\_\_ things in my bag using "I have ... in my bag."

5 今日の日、曜日、天気を英語で言うことができます。 Able to say today's date, the day and weather.

6 テキストのNo.13-25のチャンツのうち、\_\_\_\_個のチャンツを大きな声で暗誦できます。 No. 

13	14	15	16	17	18	
19	20	21	22	23	24	25

  
Able to recite \_\_\_\_ chants out of chants No. 13-25 in the textbook.

7 命令形〔否定命令形〕を使って先生に\_\_\_\_個命令することができます。(Pleaseをつけて)  
Able to give \_\_\_\_ commands to my teacher using the imperative form and 'Please'.

8 友達を1人選び、その友達を\_\_\_\_個以上の文章を使ってみんなに紹介することができます。  
Able to introduce a friend with more than \_\_\_\_ sentences.

9 形容詞を使って\_\_\_\_個、文章が言えます。 Able to make \_\_\_\_ sentences using adjectives.

10 昨夜の午後9時に何をしていたかを英語で言えます。 Able to say what I did last night at nine o'clock.

11 先生が見せる15の動詞のうち、12の過去形が言えます。  
Able to say twelve verbs in their past tense out of the fifteen my teacher shows.

12 昨日したことを\_\_\_\_個言えます。 Able to say \_\_\_\_ things I did yesterday.

13 明日することを\_\_\_\_個言えます。 Able to say \_\_\_\_ things I am going to do tomorrow.

14 my, his, her, our を使って、自分の名前、友達の名前と、自分達の先生の名前を言えます。  
Able to say my name, my friend's name and our teacher's name using 'my', 'his', 'her' and 'our'.

15 身近なものを taller, bigger, older, younger, more famous, more popular, more expensive の中の語彙を使って\_\_\_\_個英文にできます。 Able to make \_\_\_\_ sentences about daily objects using 'taller', 'bigger', 'older', 'younger', 'more famous', 'more popular' and 'more expensive'.

16 テキストのNo.26-34のチャンツのうち、\_\_\_\_個のチャンツを大きな声で暗誦できます。 No. 

26	27	28	29	30
31	32	33	34	

  
Able to recite \_\_\_\_ chants out of chants No. 26-34 in the textbook.

17 enjoy を使って、自分が楽しめることを\_\_\_\_個言えます。 Able to say \_\_\_\_ things I like to do using 'enjoy'.

18 先生が見せる15の動詞のうち、12の過去分詞形を言うことができます。  
Able to say twelve verbs in their past participle out of the fifteen my teacher shows.

19 I know a man who can .... を使って、自分の知っている人を紹介できます。  
Able to introduce someone I know using "I know a man who can ..."

20 If I have a hundred thousand yen, I will buy .... を使って、自分が買うであろう物を英語で言うことができます。  
Able to say things I would buy using "If I have a hundred thousand yen, I will buy ..."